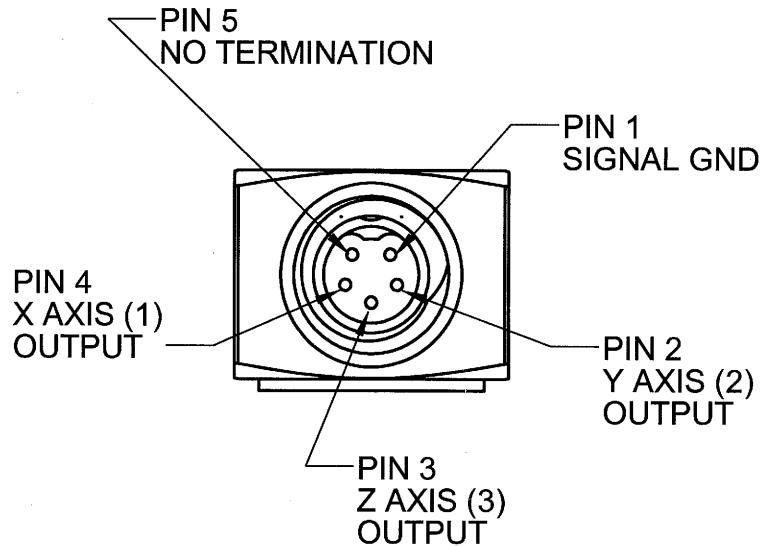
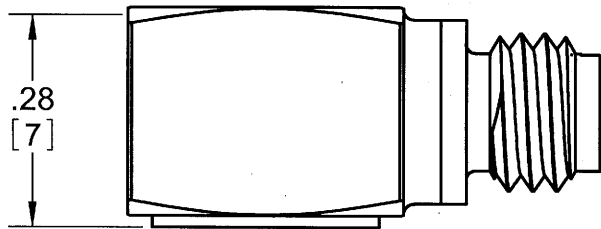
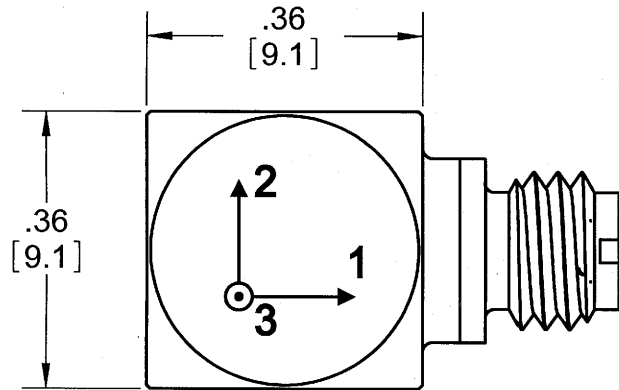


PROPRIETARY AND CONFIDENTIAL

THE INFORMATION CONTAINED IN THIS DRAWING IS THE SOLE PROPERTY OF DYTRAN INSTRUMENTS INC. ANY REPRODUCTION IN PART OR AS A WHOLE WITHOUT THE WRITTEN PERMISSION OF DYTRAN INSTRUMENTS, INC. IS PROHIBITED

REVISIONS

REV	ECN	DESCRIPTION	BY/DATE	CHK	APPR
A	4919	INITIAL RELEASE	RA, 11/30/07	CES	CES
B	5047	IS: 2.4 GRAMS WAS: 3.0 GRAMS	2/1/08		PML



4. SENSITIVITY: 10mV/g NOM
3. WEIGHT: 2.4 GRAMS NOM
2. ARROWS INDICATE ACCELERATION DIRECTION FOR POSITIVE OUTPUT
1. MATERIAL: TITANIUM ALLOY

DRILL HOLE SIZE	TOLERANCE	UNLESS OTHERWISE SPECIFIED: INTERPRET DIM & TOL PER ASME Y14.5M - 1994. REMOVE BURRS. COUNTERSINK INTERNAL THDS 90° TO MAJOR DIA. CHAM EXT THDS 45° TO MINOR DIA. THD LENGTHS AND DEPTHS ARE FOR MIN FULL THDS. THDS PER MIL-S-7742. DIMENSIONS APPLY AFTER FINISHING.
.0135 THRU .125	+0.04 / -.001	UNLESS OTHERWISE SPECIFIED: DIMENSIONS ARE IN INCHES. TOLERANCES ARE: DECIMALS ANGLE .XX ± .010 S .XXX ± .005 ± 1°
.1260 THRU .250	+0.05 / -.001	
.2510 THRU .500	+0.06 / -.001	
.5010 THRU .750	+0.08 / -.001	
.7510 THRU 1.000	+0.10 / -.001	
1.001 THRU 2.000	+0.12 / -.001	

THIRD ANGLE PROJECTION USA

ALL MACHINED SURFACES. TOTAL RUNOUT WITHIN .005. BREAK SHARP EDGES .005 TO .010. MACHINED FILLET RADII .005 TO .015. WELDING SYMBOLS PER AWS A2.4. ABBREVIATIONS PER MIL-STD-12

MATERIAL	FINISH	DO NOT SCALE DRAWING

CONTRACT NO.		
APPROVALS		DATE
ORIG	PML	9/12/07
CHK	CES	12/5/07
APP	DV	12/07/07
APP		

DYTRAN INSTRUMENTS, INC. Chatsworth, CA

TITLE: **OUTLINE DRAWING**

SIZE A	CAGE CODE 2W033	DWG. NO. 127-3023M20	REV A
SCALE: 4:1	SOLIDWORKS	SHEET 1 OF 1	



SPECIFICATIONS, MODEL 3023M20 TRIAXIAL ACCELEROMETER

SPECIFICATIONS	VALUE	UNITS
PHYSICAL		
WEIGHT	2.4	GRAMS
SIZE (HEIGHT x WIDTH x DEPTH)	0.28 x .36 x .36	INCHES
MOUNTING	ADHESIVE MOUNT	
CONNECTOR	5-PIN [1]	
MATERIAL, HOUSING/CONNECTOR	TITANIUM ALLOY	
PERFORMANCE		
SENSITIVITY, -10 +15% [2]	10.0	mV/G
RANGE, F.S. (each axis)	+/- 500	G
FREQUENCY RESPONSE, -5 / +15%	1.5 to 10000	Hz
ELEMENT NATURAL FREQUENCY, NOM.	40	kHz
EQUIVALENT ELECTRICAL NOISE	.007	G, RMS
LINEARITY [3]	1	%F.S.
TRANSVERSE SENSITIVITY, MAX,	5	%
SIGNAL POLARITY	POSITIVE FOR MOTION IN DIRECTION OF ARROWS ON HOUSING	
ENVIRONMENTAL		
MAXIMUM VIBRATION	+/- 600	G
MAXIMUM SHOCK	5000	G
TEMPERATURE RANGE	-60 to +250	°F
ENVIRONMENTAL SEAL	HERMETIC	
COEFFICIENT OF THERMAL SENSITIVITY	.03	%/°F
ELECTRICAL		
SUPPLY CURRENT RANGE, (each axis) [4]	2-to 20	mA
COMPLIANCE (SUPPLY) VOLTAGE RANGE (each axis)	+18 to +30	VDC
OUTPUT IMPEDANCE, TYP.	100	OHMS
OUTPUT BIAS VOLTAGE, NOM.	+10	VDC
DISCHARGE TIME CONSTANT, NOM.	0.3	SEC
GROUND ISOLATION	CASE GROUNDED	

[1] Connector mates with Dytran cable assy. Model 6811Axx. (xx = length in feet)

[2] Reference sensitivity measured at 100 Hz, 1 G RMS per ISA RP 37.2

[3] Linearity is % of specified full scale (or any lesser full scale range), zero-based best fit straight line method.

[4] Power only with Dytran IEPE power unit or other Dytran-compatible constant current type power unit. If power is applied without current limiting protection, the internal amplifier will be immediately destroyed.