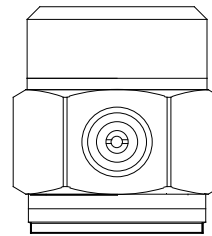
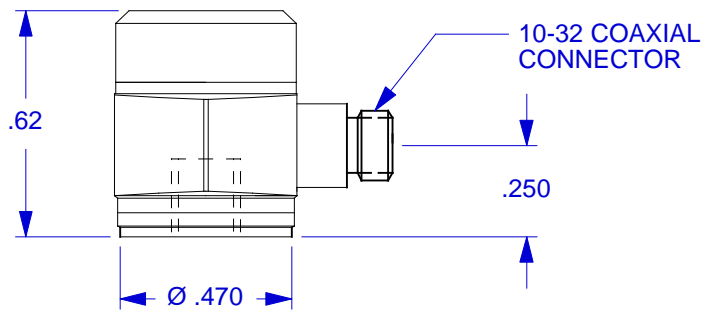
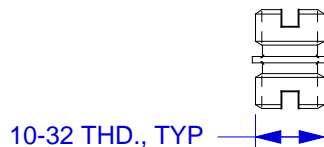


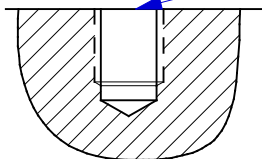
MODEL	SENSITIVITY	F.S. RANGE, ±5V
3055B1	10 mV/G	±500 G's
3055B2	100 mV/G	±50 G's
3055B3	500 mV/G	±10 G's
3055B4	50 mV/G	±100 G's



MODEL 6200 MOUNTING STUD, PROVIDED



**MOUNTING HOLE PREPARATION:**  
 SELECT SURFACE FLAT TO .001 TIR  
 DRILL #21 (.159) DIA. X .250 DEEP  
 BOTTOM TAP 10-32 UNF-2B X .200  
 MIN. DEPTH PERF. THD.



		CHATSWORTH, CA.	
SCALE	2X	REV	DATE
DATE	12/22/04	PART NO.	SERIES 3055B
DRAWN	N.C.	CHECKED	R.A.
APPROVED		NEXT ASSEMBLY	USED ON
TITLE		DWG NO.	
OUTLINE/INSTALLATION DRAWING, MODEL SERIES 3055B		3055B1, B2, B3 & B4	
		127-3055B	
		SHEET 1 OF 1	

1. CASE AND CONNECTOR MATERIAL: TITANIUM.

**SPECIFICATIONS**  
**MODEL SERIES 3055B LIVM ACCELEROMETERS**

SPECIFICATION	VALUE	UNITS
---------------	-------	-------

**PHYSICAL**

WEIGHT	10	Grams
SIZE, HEX x HEIGHT	.50 x 0.62	Inches
MOUNTING PROVISION	10-32 X .150 DEEP TAPPED HOLE	
CONNECTOR, RADIALLY MOUNTED	10-32	Coaxial
MATERIAL, BASE, CAP & CONNECTOR	TITANIUM	
SEISMIC ELEMENT TYPE	CERAMIC, PLANAR SHEAR	

**PERFORMANCE**

**MODELS**

	3055B1	3055B2	3055B3	3055B4	
SENSITIVITY, $\pm 5\%$ [1]	10	100	500	50	mV/g
RANGE F.S. FOR $\pm 5$ VOLTS OUTPUT	$\pm 500$	$\pm 50$	$\pm 10$	$\pm 100$	g's
FREQUENCY RANGE, $\pm 5\%$ (all models)	1 to 10,000				Hz
RESONANT FREQUENCY, NOM. (all models)	35				kHz
EQUIVALENT ELECTRICAL NOISE	.007	.0007	.00014	.0014	g's RMS
LINEARITY [2] (all models)	$\pm 2$				% F.S.
TRANSVERSE SENSITIVITY, MAX. (all models)	$\pm 2$				%

**ENVIRONMENTAL**

	3055B1	3055B2	3055B3	3055B4	
MAXIMUM VIBRATION/SHOCK	600/3000	400/2000	200/1000	500/2000	$\pm$ g's/g's PK
TEMPERATURE RANGE (all models)	-60 to +250				°F
SEAL, HERMETIC	Glass-to-metal/welded				
COEFFICIENT OF THERMAL SENSITIVITY	.06				%/°F

**ELECTRICAL**

SUPPLY CURRENT/COMPLIANCE VOLTAGE RANGE [3]	2 to 20/+18 to +30	mA/Volts
OUTPUT IMPEDANCE, TYP.	100	Ohms
BIAS VOLTAGE, +10.5 VOLTS NOM.	+9 to +12	VDC
DISCHARGE TIME CONSTANT, NOM.	0.5	Sec
OUTPUT SIGNAL POLARITY FOR ACCELERATION TOWARD TOP	Positive	
ELECTRICAL ISOLATION, CASE GROUND TO MOUNTING SURFACE	10 Meg , min.	

**Accessories supplied:** (1) Model 6200 mounting stud.

[1] Measured at 100 Hz, 1 G RMS per ISA RP 37.2.

[2] Measured using zero-based best straight line method, % of F.S. or any lesser range.

[3] Do not apply power to this device without current limiting, 20 mA MAX. To do so will destroy the integral IC amplifier.