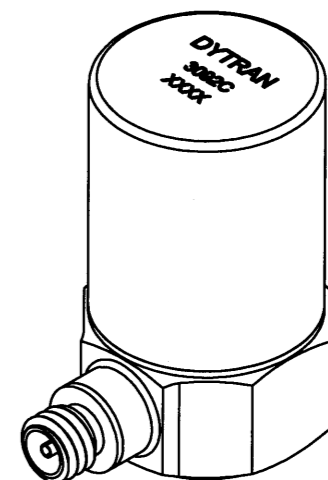
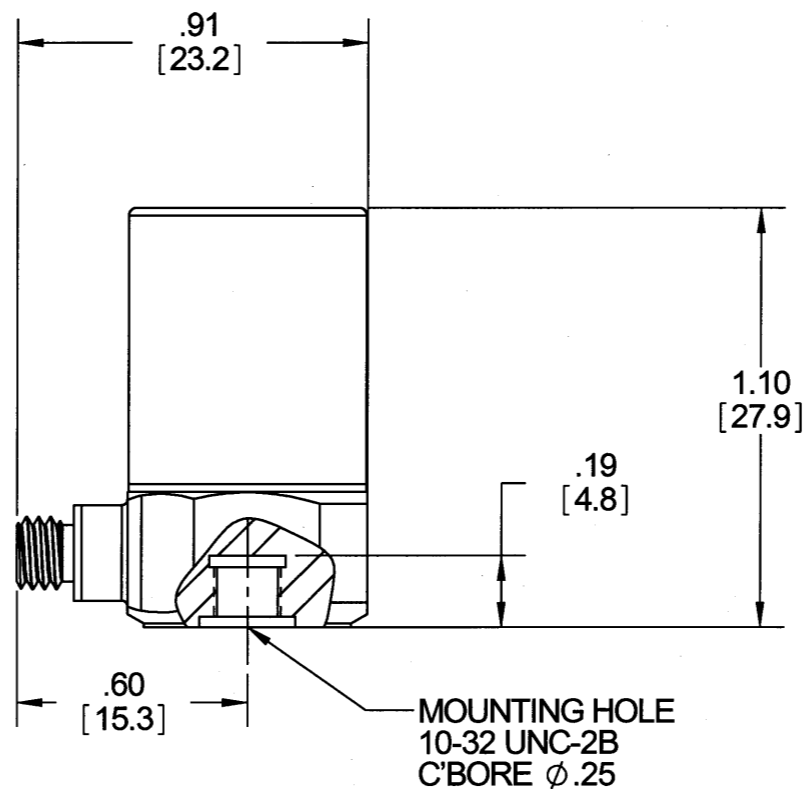
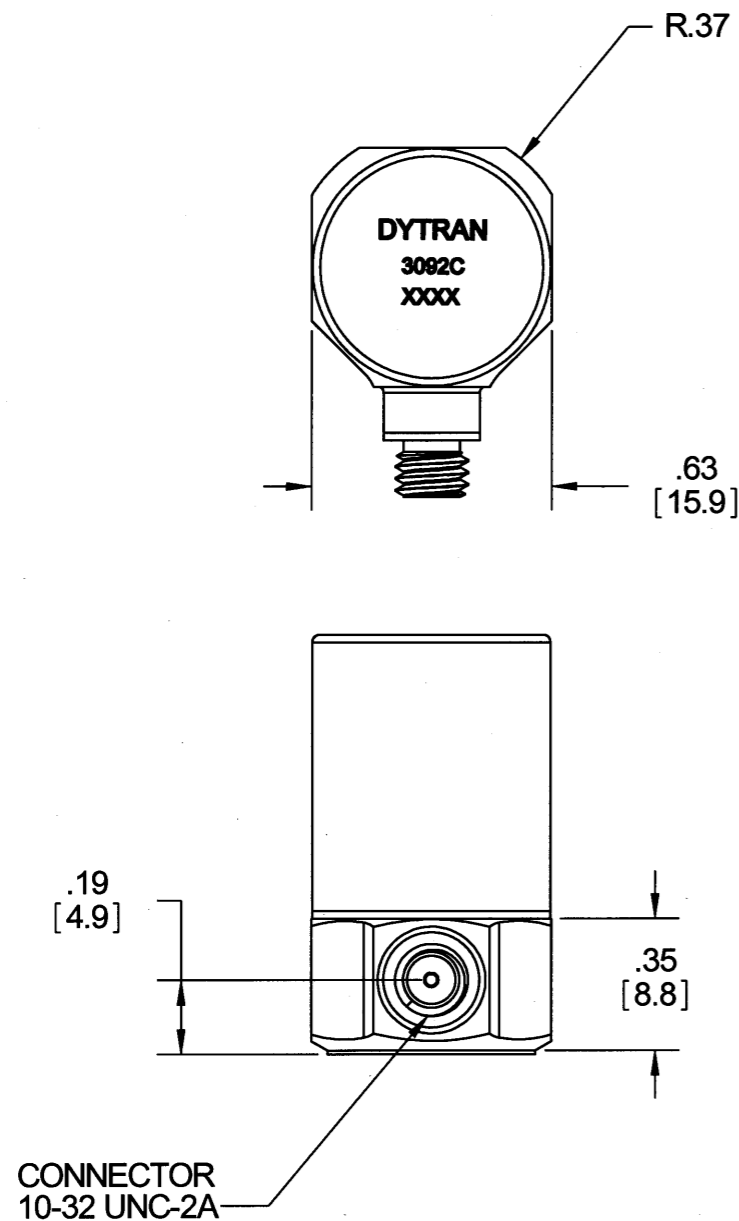


PROPRIETARY AND CONFIDENTIAL

THE INFORMATION CONTAINED IN THIS DRAWING IS THE SOLE PROPERTY OF DYTRAN INSTRUMENTS INC. ANY REPRODUCTION IN PART OR AS A WHOLE WITHOUT THE WRITTEN PERMISSION OF DYTRAN INSTRUMENTS INC. IS PROHIBITED

REVISIONS

REV.	ECN	DESCRIPTION	BY/DATE	CHK	APPR
A	5201	INITIAL RELEASE	05/06/08	CEJ	DV



NOTES: UNLESS OTHERWISE SPECIFIED

DRILL HOLE SIZE	TOLERANCE
.0135 THRU .125	+004 / -.001
.1260 THRU .250	+005 / -.001
.2510 THRU .500	+006 / -.001
.5010 THRU .750	+008 / -.001
.7510 THRU 1.000	+010 / -.001
1.001 THRU 2.000	+012 / -.001

THIRD ANGLE PROJECTION
USA

UNLESS OTHERWISE SPECIFIED:
 INTERPRET DIM & TOL PER ASME Y14.5M - 1994.
 REMOVE BURRS.
 COUNTERSINK INTERNAL THDS 90° TO MAJOR DIA.
 CHAM EXT THDS 45° TO MINOR DIA.
 THD LENGTHS AND DEPTHS ARE FOR MIN FULL THDS.
 THDS PER MIL-S-7742.
 DIMENSIONS APPLY AFTER FINISHING ALL MACHINED SURFACES.
 TOTAL RUNOUT WITHIN .005.
 BREAK SHARP EDGES .005 TO .010.
 MACHINED FILLET RADII .005 TO .015.
 WELDING SYMBOLS PER AWS A2.4.
 ABBREVIATIONS PER MIL-STD-12.

UNLESS OTHERWISE SPECIFIED: DIMENSIONS ARE IN INCHES. TOLERANCES ARE:		CONTRACT NO.	
DECIMALS .XX ± .010 .XXX ± .005	ANGLES ±1°		
MATERIAL:	APPROVALS	DATE	
FINISH:	ORIG	DV	05/06/08
DO NOT SCALE DRAWING	CHK	CEJ	5.9.8
	APP	DV	5/9/8
	APP		

DYTRAN INSTRUMENTS, INC. **MASTER ONLY IF IN RED**

TITLE: **OUTLINE/ INSTALLATION DRAWING, MODEL 3092C**

SIZE B	CAGE CODE 2W033	DWG NO 127-3092C	REV A
SCALE: 2:1	SOLIDWORKS	SHEET 1 of 1	



PERFORMANCE SPECIFICATION MODEL 3092C



Actual Size

HIGH TEMPERATURE, CHARGE MODE ACCELEROMETER

FEATURES:

- HIGH TEMPERATURE 10-32 COAXIAL CONNECTOR
- HIGH TEMPERATURE RANGE

	Units	Minimum	Typical	Maximum
PHYSICAL				
Weight	grams		42	
Mounting Connector	Type		#10-32	
Base	Material		10-32 coaxial	
	Isolation		17-4 PH	
			case ground	
PERFORMANCE				
Sensitivity	pC/g		3.5	
Frequency Range, $\pm 10\%$	Hz	see note 2		5000
Resonance Frequency	kHz		>40	
Transverse Sensitivity	%			3
Capacitance	pF		80	
Non-linearity	%			1
Insulation Resistance (Room Temp.)	G Ω		300	
Insulation Resistance (1000°F)	M Ω		1	
Insulation Resistance (1200°F)	k Ω		75	
ENVIRONMENTAL				
Shock/Vibration	g pk			5000/3000
Operating Temperature	°F	-60		see note 1
Seal			hermetic	
Coefficient of Thermal Sensitivity	%/°F		0.01	
Magnetic Sensitivity	g/G		0.08	
Base Strain Sensitivity	g/ $\mu\epsilon$		0.06	

ACCESSORIES SUPPLIED

none

NOTES

- 1.) MAXIMUM TEMPERATURE OF OPERATION IS DETERMINED BY THE ABILITY OF THE CHARGE AMPLIFIER TO ACCEPT LOW INSULATION RESISTANCE OF THE SENSOR (SEE GRAPH)
- 2.) THE LOW FREQUENCY RESPONSE IS DETERMINED BY THE CHARGE AMPLIFIER'S TIME CONSTANT USED IN THE APPLICATION.
- 3.) EACH INSTRUMENT IS SUPPLIED WITH AN ACCREDITED CALIBRATION CERTIFICATE (ISO 17025 BY A2LA), CALIBRATED AT THE RANGE OF 20Hz TO 10kHz AT ROOM TEMPERATURE.

