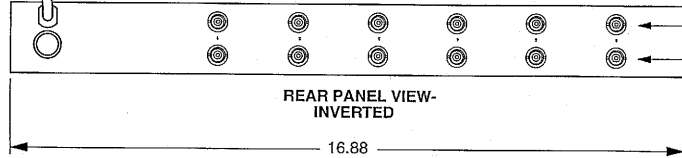


LINE POWER
CORD
3-WIRE

FUSE

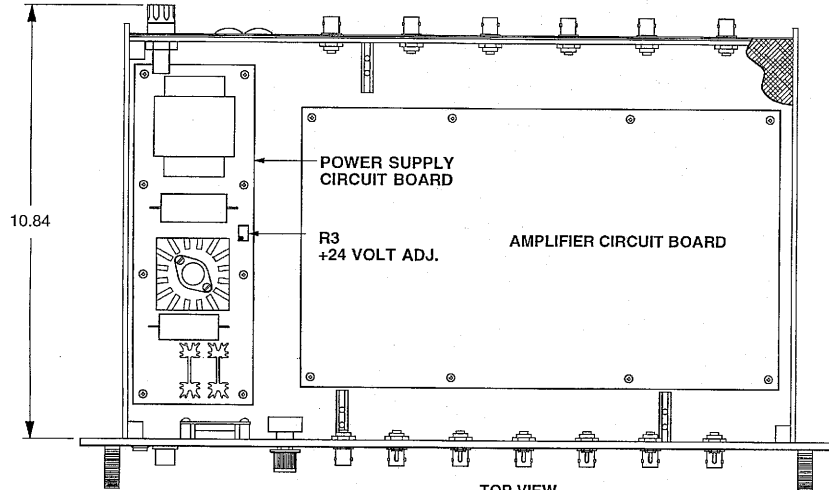


SENSOR INPUTS

OUTPUTS

REAR PANEL VIEW-
INVERTED

16.88



10.84

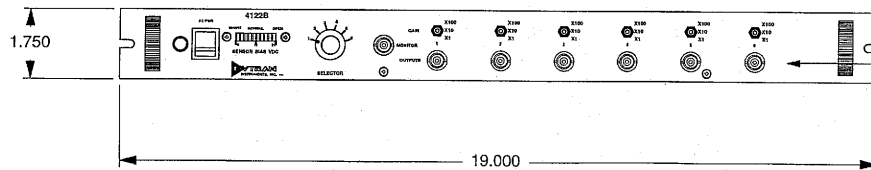
POWER SUPPLY
CIRCUIT BOARD

R3
+24 VOLT ADJ.

AMPLIFIER CIRCUIT BOARD

TOP VIEW
SHOWN WITH COVER REMOVED

FRONT PANEL VIEW



1.750

OUTPUTS

19.000

ALL DIMENSIONS IN INCHES

DYTRAN INSTRUMENTS, INC.		CHATSWORTH, CA.	
SCALE 1:3	REV	DATE	ECN
DATE 5-22-00	PART NO.		
DRAWN N.C.	CHECKED N.C.	MATL	
APPROVED	NEXT ASSEMBLY	USED ON	
TITLE OUTLINE/INSTALLATION DRAWING MODEL 4122B GAIN POWER UNIT			DWG NO. 127-4122B
SHEET			1 OF 1

SPECIFICATIONS

MODEL 4123B/4122B 12/6-CHANNEL POWER UNIT

SPECIFICATION		VALUE	UNITS
MULTIPLIER SWITCH POSITION			
AMPLIFIER GAIN	X1	1.0	
	X10	10.0	
	X100	100.0	
COUPLING TIME CONSTANT,		2.5	SEC
-3db LOW FREQUENCY RESPONSE		.06	Hz
FREQUENCY RESPONSE, $\pm 5\%$			
	X1	.18 to 100K	Hz
	X10	.18 to 60K	Hz
	X100	.18 to 6K	Hz
GAIN ACCURACY		± 1	%
OUTPUT NOISE, BROADBAND, NOM.			
	X1	180	μ V, RMS
	X10	.5	mV, RMS
	X100	4	mV, RMS
OUTPUT VOLTAGE SWING		± 10	VOLTS
OUTPUT CURRENT		± 5	mA, PEAK
OUTPUT IMPEDANCE		2 OHMS IN SERIES WITH 10 μ F	
SENSOR SUPPLY CURRENT RANGE (ADJUSTABLE)[1]		2 to 20	mA
SENSOR VOLTAGE		24	VOLTS
CONNECTORS	(1) OUTPUT PER CHANNEL, FRONT PANEL		BNC JACK
	(1) OUTPUT PER CHANNEL, REAR PANEL		" "
	(1) SENSOR PER CHANNEL, REAR PANEL		" "
	(1) MONITOR, FRONT PANEL		" "
AC LINE POWER REQUIRED [2]		15/.25	VOLTS/AMPS
SIZE (H x W x D)		1.75 x 19 x 12.5	INCHES
RACK MOUNTABLE IN STANDARD 19 INCH WIDE RTMA EQUIPMENT RACK			

[1] SENSOR CURRENT FACTORY SET AT 5 mA.

[2] "E" (EXPORT) VERSIONS REQUIRE 230 VAC LINE POWER